

pelipal

S10 LEDPLUS

MADE IN GERMANY



LEDplus:

The entire mirror cabinet is illuminated! The LED attachment lights, side lighting and the washbasin lighting change the colour temperature!



With the innovation of LEDplus, you decide how you look and feel. LEDplus offers the added ability to set the colour temperature and the brightness of the light on your mirror cabinet. You can thus determine the effect of the light at your washbasin – according to your needs and the function you desire. By tapping the button, you can choose the colour temperature (cold, mixed and warm light), and by pressing and holding the button, you can continuously choose the brightness of the light.



1 x Touch -
cold light



2 x Touch –
mixed light



3 x Touch -
warm light

The LEDplus top lights **EB-LS-AJ-600/900-F** and **EB-LS-AK-600/900-F** are not available outside the combination options (S10-SPS or in certain programs such as e.g. S7020, S7025, etc.) .

Subject to technical and constructive changes to the products in the interests of progress as well as errors and colour deviations.
The original colour and finish cannot be inferred from the colour representation of the brochure and décor illustrations.
A consistent décor between the individual front parts cannot be guaranteed.

All lights / electrical components may only be used along with products from the catalogue!

mirror cabinet overview

illustration **S10-SPS 08-L/R-I**



mirror cabinet incl. LED top lights Type I
Lateral LED lighting and LED lights for washing area
with colour temperature change.....

	width (mm)
S10-SPS 08-I	720
S10-SPS 09-I	770
S10-SPS 11-I	820
S10-SPS 13-I	920
S10-SPS 15-I	1020
S10-SPS 18-I	1120
S10-SPS 20-I	1220
S10-SPS 21-I	1220
S10-SPS 23-I	1370
S10-SPS 24-I	1320
S10-SPS 25-I	1420
S10-SPS 26-I	1420
S10-SPS 27-I	1520
S10-SPS 28-I	1520
S10-SPS 29-I	1670
S10-SPS 32-I	1720

illustration **S10-SPS 08-L/R-II**



mirror cabinet incl. LED top lights Type II
Lateral LED lighting and LED lights for washing area
with colour temperature change.....

	width (mm)
S10-SPS 08-II	720
S10-SPS 09-II	770
S10-SPS 11-II	820
S10-SPS 13-II	920
S10-SPS 15-II	1020
S10-SPS 18-II	1120
S10-SPS 20-II	1220
S10-SPS 21-II	1220
S10-SPS 23-II	1370
S10-SPS 24-II	1320
S10-SPS 25-II	1420
S10-SPS 26-II	1420
S10-SPS 27-II	1520
S10-SPS 28-II	1520
S10-SPS 29-II	1670
S10-SPS 32-II	1720

illustration **Top lights type I - II**



Technical data top lights type I and type II
.....

	width (mm)
TYPE I	
600 mm	12V LED, LM LED, 5.88W, 441LM, 2800-6500K
900 mm	12V LED, LM LED, 8.82W, 661LM, 2800-6500K
TYPE II	
600 mm	12V LED, LM LED, 4.8W, 260LM, 6500K
900 mm	12V LED, LM LED, 6.8W, 714LM, 6500K

All lights / electrical components may only be used along with products from the catalogue!

S10 LEDplus

**mirror cabinet**

incl. LED top light, light width 600 mm
 incl. lateral LED lighting and LED lighting for washing area
 colour temperature change
 2 doors, single mirrored, 2 glass shelves
 switch/socket
 door stop from left: L R, ill. shows left

Model: L / R selectable - please specify when ordering!

Please select lights: Light type I = Art. No. I, Light type II = Art. No. II

height	width	depth	order text	door stop	carcass quality	EEC	PG 1	PG 2	PG 3
703	720	170	S10-SPS 08-I	L/R	Comfort N	A++-A (1)	-		
703	720	170	S10-SPS 08-II	L/R	Comfort N	A++-A (1)	-		

**mirror cabinet**

incl. LED top light, light width 600 mm
 incl. lateral LED lighting and LED lighting for washing area
 colour temperature change
 2 doors, single mirrored, 2 glass shelves
 switch/socket
 door stop from left: L R, ill. shows left

Model: L / R selectable - please specify when ordering!

Please select lights: Light type I = Art. No. I, Light type II = Art. No. II

height	width	depth	order text	door stop	carcass quality	EEC	PG 1	PG 2	PG 3
703	770	170	S10-SPS 09-I	L/R	Comfort N	A++-A (1)	-		
703	770	170	S10-SPS 09-II	L/R	Comfort N	A++-A (1)	-		

**mirror cabinet**

incl. LED top light, light width 600 mm
 incl. lateral LED lighting and LED lighting for washing area
 colour temperature change
 3 doors, single mirrored, 6 glass shelves
 switch/socket
 door hinges on left: R L L

Please select lights: Light type I = Art. No. I, Light type II = Art. No. II

height	width	depth	order text	door stop	carcass quality	EEC	PG 1	PG 2	PG 3
703	820	170	S10-SPS 11-I		Comfort N	A++-A (1)	-		
703	820	170	S10-SPS 11-II		Comfort N	A++-A (1)	-		

**mirror cabinet**

incl. LED top light, light width 600 mm
 incl. lateral LED lighting and LED lighting for washing area
 colour temperature change
 3 doors, single mirrored, 6 glass shelves
 switch/socket
 door hinges on left: R L L

Please select lights: Light type I = Art. No. I, Light type II = Art. No. II

height	width	depth	order text	door stop	carcass quality	EEC	PG 1	PG 2	PG 3
703	920	170	S10-SPS 13-I		Comfort N	A++-A (1)	-		
703	920	170	S10-SPS 13-II		Comfort N	A++-A (1)	-		

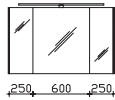
**mirror cabinet**

incl. LED top light, light width 900 mm
 incl. lateral LED lighting and LED lighting for washing area
 colour temperature change
 3 doors, single mirrored, 6 glass shelves
 switch/socket
 door hinges on left: R L L

Please select lights: Light type I = Art. No. I, Light type II = Art. No. II

height	width	depth	order text	door stop	carcass quality	EEC	PG 1	PG 2	PG 3
703	1020	170	S10-SPS 15-I		Comfort N	A++-A (1)	-		
703	1020	170	S10-SPS 15-II		Comfort N	A++-A (1)	-		

S10 LEDplus

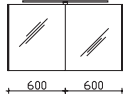


mirror cabinet

incl. LED top light, light width 900 mm
incl. lateral LED lighting and LED lighting for washing area
colour temperature change
3 doors, single mirrored, 6 glass shelves
switch/socket
door hinges on left: R L L

Please select lights: Light type I = Art. No. I, Light type II = Art. No. II

height	width	depth	order text	door stop	carcass quality	EEC	PG 1	PG 2	PG 3
703	1120	170	S10-SPS 18-I		Comfort N	A+++A (1)	-		
703	1120	170	S10-SPS 18-II		Comfort N	A+++A (1)	-		

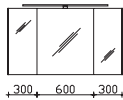


mirror cabinet

incl. LED top light, light width 900 mm
lateral LED lighting and 2 LED lights for washing area
colour temperature change
2 doors, single mirrored, 4 glass shelves
switch/socket
door hinges on left: R L

Please select lights: Light type I = Art. No. I, Light type II = Art. No. II

height	width	depth	order text	door stop	carcass quality	EEC	PG 1	PG 2	PG 3
703	1220	170	S10-SPS 20-I		Comfort N	A+++A (1)	-		
703	1220	170	S10-SPS 20-II		Comfort N	A+++A (1)	-		

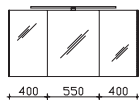


mirror cabinet

incl. LED top light, light width 900 mm
incl. lateral LED lighting and LED lighting for washing area
colour temperature change
3 doors, single mirrored, 6 glass shelves
switch/socket
door hinges on left: R L L

Please select lights: Light type I = Art. No. I, Light type II = Art. No. II

height	width	depth	order text	door stop	carcass quality	EEC	PG 1	PG 2	PG 3
703	1220	170	S10-SPS 21-I		Comfort N	A+++A (1)	-		
703	1220	170	S10-SPS 21-II		Comfort N	A+++A (1)	-		

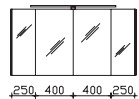


mirror cabinet

incl. LED top light, light width 900 mm
incl. lateral LED lighting and LED lighting for washing area
colour temperature change
3 doors, single mirrored, 6 glass shelves
switch/socket
door hinges on left: R L L

Please select lights: Light type I = Art. No. I, Light type II = Art. No. II

height	width	depth	order text	door stop	carcass quality	EEC	PG 1	PG 2	PG 3
703	1370	170	S10-SPS 23-I		Comfort N	A+++A (1)	-		
703	1370	170	S10-SPS 23-II		Comfort N	A+++A (1)	-		



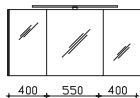
mirror cabinet

incl. LED top light, light width 900 mm
lateral LED lighting and 2 LED lights for washing area
colour temperature change
4 doors, single mirrored, 4 glass shelves
switch/socket
door hinges on left: L R L R

Please select lights: Light type I = Art. No. I, Light type II = Art. No. II

height	width	depth	order text	door stop	carcass quality	EEC	PG 1	PG 2	PG 3
703	1320	170	S10-SPS 24-I		Comfort N	A+++A (1)	-		
703	1320	170	S10-SPS 24-II		Comfort N	A+++A (1)	-		

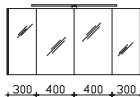
S10 LEDplus

**mirror cabinet**

incl. LED top light, light width 900 mm
incl. lateral LED lighting and LED lighting for washing area
colour temperature change
3 doors, single mirrored, 6 glass shelves
switch/socket
door hinges on left: R L L

Please select lights: Light type I = Art. No. I, Light type II = Art. No. II

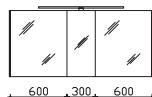
height	width	depth	order text	door stop	carcass quality	EEC	PG 1	PG 2	PG 3
703	1420	170	S10-SPS 25-I		Comfort N	A++-A (1)	-		
703	1420	170	S10-SPS 25-II		Comfort N	A++-A (1)	-		

**mirror cabinet**

incl. LED top light, light width 900 mm
lateral LED lighting and 2 LED lights for washing area
colour temperature change
4 doors, single mirrored, 4 glass shelves
switch/socket
door hinges on left: L R L R

Please select lights: Light type I = Art. No. I, Light type II = Art. No. II

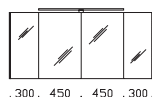
height	width	depth	order text	door stop	carcass quality	EEC	PG 1	PG 2	PG 3
703	1420	170	S10-SPS 26-I		Comfort N	A++-A (1)	-		
703	1420	170	S10-SPS 26-II		Comfort N	A++-A (1)	-		

**mirror cabinet**

incl. LED top light, light width 900 mm
incl. lateral LED lighting and LED lighting for washing area
colour temperature change
3 doors, single mirrored, 6 glass shelves
switch/socket
door hinges on left: R L L

Please select lights: Light type I = Art. No. I, Light type II = Art. No. II

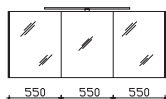
height	width	depth	order text	door stop	carcass quality	EEC	PG 1	PG 2	PG 3
703	1520	170	S10-SPS 27-I		Comfort N	A++-A (1)	-		
703	1520	170	S10-SPS 27-II		Comfort N	A++-A (1)	-		

**mirror cabinet**

incl. LED top light, light width 900 mm
lateral LED lighting and 2 LED lights for washing area
colour temperature change
4 doors, single mirrored, 4 glass shelves
switch/socket
door hinges on left: L R L R

Please select lights: Light type I = Art. No. I, Light type II = Art. No. II

height	width	depth	order text	door stop	carcass quality	EEC	PG 1	PG 2	PG 3
703	1520	170	S10-SPS 28-I		Comfort N	A++-A (1)	-		
703	1520	170	S10-SPS 28-II		Comfort N	A++-A (1)	-		

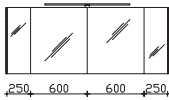
**mirror cabinet**

incl. LED top light, light width 900 mm
lateral LED lighting and 2 LED lights for washing area
colour temperature change
3 doors, single mirrored, 6 glass shelves
switch/socket
door hinges on left: R L L

Please select lights: Light type I = Art. No. I, Light type II = Art. No. II

height	width	depth	order text	door stop	carcass quality	EEC	PG 1	PG 2	PG 3
703	1670	170	S10-SPS 29-I		Comfort N	A++-A (1)	-		
703	1670	170	S10-SPS 29-II		Comfort N	A++-A (1)	-		

S10 LEDplus



mirror cabinet

incl. LED top light, light width 900 mm
 lateral LED lighting and 2 LED lights for washing area
 colour temperature change
 4 doors, single mirrored, 4 glass shelves
 switch/socket
 door hinges on left: L R L R

Please select lights: Light type I = Art. No. I, Light type II = Art. No. II

height	width	depth	order text	door stop	carcass quality	EEC	PG 1	PG 2	PG 3
703	1720	170	S10-SPS 32-I		Comfort N	A++-A (I)	-		
703	1720	170	S10-SPS 32-II		Comfort N	A++-A (I)	-		